


P50-P60



Supporto pesante rotante a piastra in lamiera di grosso spessore stampata e zincata con gruppo rotante realizzato con doppia corona di sfere assemblato con vite in acciaio in classe 8.8 e dado esagonale.



Heavy duty, zinc plated, pressed steel swivel housing with double ball race crown; assembled with high tensile 8.8 grade hex. head bolt and nut.

mm	Type	N° Art.	DaN	mm	mm	mm x mm	mm x mm	mm	mm	mm	mm	mm	Type	N° Art.	mm	Type	N° Art.	mm
80	R.P. P50	6261986	450	85	47	100x84	80x60	9	4	50	3	10	.../2F	6262043	113	-	-	-
100	R.P. P50	6261986	450	85	47	100x84	80x60	9	4	50	3	10	.../2F	6262044	114	.../2R	6262060	99
125	R.P. P50	6261987	450	99	51	100x84	80x60	9	4	50	3	10	.../2F	6262045	128	.../2R	6262061	100
125	R.P. P60	6261989	700	102	62	132x110	105x80	12	5	60	3,5	12	.../2F	6262048	158	.../2R	6262064	104
125P	R.P. P60	6261999	1000	105	62	132x110	105x80	12	5	60	3,5	12	.../2F	-	158	.../2R	-	104
150	R.P. P50	6261988	400	113	45	132x110	105x80	12	4	50	3	10	.../2F	6262046	128	.../2R	6262062	108
150	R.P. P60	6261990	700	120	62	132x110	105x80	12	5	60	3,5	12	.../2F	6262049	158	.../2R	6262065	108
150P	R.P. P60	6261995	1000	123	62	132x110	105x80	12	5	60	3,5	12	.../2F	-	158	.../2R	-	108
160	R.P. P60	6261990	700	120	62	132x110	105x80	12	5	60	3,5	12	.../2F	6262050	158	.../2R	6262066	108
160P	R.P. P60	6261995	1000	123	62	132x110	105x80	12	5	60	3,5	12	.../2F	6262054	158	.../2R	-	108
175	R.P. P60	6261991	700	142	61	132x110	105x80	12	5	60	4	12	.../2F	6262051	158	.../2R	6262067	109
175P	R.P. P60	6261994	1000	145	61	132x110	105x80	12	5	60	4	12	.../2F	6262056	158	.../2R	-	109
200	R.P. P60	6261991	700	142	61	132x110	105x80	12	5	60	4	12	.../2F	6262052	158	.../2R	6262068	109
200P	R.P. P60	6261994	1000	145	61	132x110	105x80	12	5	60	4	12	.../2F	6262057	158	.../2R	-	109
250	R.P. P75	6261992	1500	184	64	200x160	160x120	15	7	75	5	18	-	-	-	.../2R	6262069	135

* Portata riferita al supporto montato con ruota con nucleo in ghisa e rivestimento in poliuretano colato.

* The carrying capacities quoted are for housing fitted with a wheel with polyurethane moulded tyre on a cast iron centre.

VARIANTI • OPTIONS

--	--


SUPPORTI MEDIO PESANTI - MEDIUM HEAVY DUTY HOUSING

MP40-MP60



Supporto pesante rotante a piastra in lamiera di grosso spessore stampata e zincata con gruppo rotante realizzato con doppia corona di sfere assemblato e rivettato in testa.

Heavy duty, zinc plated, pressed steel swivel housing with double ball race crown; assembled with a rivet.



mm	Type	N° Art.	DaN	mm	mm	mm x mm	mm x mm	mm	mm	mm	mm	mm	Type	N° Art.	mm
80	MP40	6262612	300	68	43	100x84	80x60	9	4	40	2,5	8	.../2F	6262662	113
80	MP45	6262614	300	68	43	100x84	80x60	9	4	45	2,5	8	.../2F	6262664	113
100	MP40	6262613	300	80	42	100x84	80x60	9	4	40	3	8	.../2F	6262663	114
100	MP45	6262615	300	80	42	100x84	80x60	9	4	45	3	8	.../2F	6262665	114
125	MP50	6262616	300	94	51	100x84	80x60	9	4	50	3	8	.../2F	6262666	128
125	MP60	6262620	450	102	62	132x110	105x80	12	5	60	3,5	12	.../2F	6262671	158
150	MP50	6262606	300	111	46	100x84	80x60	9	4	50	3	10	.../2F	6262609	128
150	MP60	6262621	450	120	62	132x110	105x80	12	5	60	3,5	12	.../2F	6262672	158
160	MP60	6262621	450	120	62	132x110	105x80	12	5	60	3,5	12	.../2F	6262674	158
200	MP60	6262622	450	142	61	132x110	105x80	12	5	60	4	12	.../2F	6262675	158

* Portata riferita al supporto montato con ruota con nucleo in ghisa e rivestimento in poliuretano colato.

* The carrying capacities quoted are for housing fitted with a wheel with polyurethane moulded tyre on a cast iron centre.

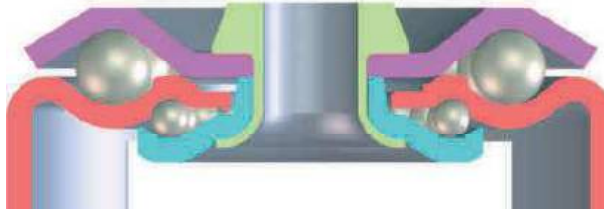
VARIANTI • OPTIONS

SUPPORTI MEDIO PESANTI - MEDIUM HEAVY DUTY HOUSING MP40-MP60



Supporto pesante rotante a foro passante in lamiera di grosso spessore stampata e zincata con gruppo rotante realizzato con doppia corona di sfere assemblato e rivettato in testa.

Heavy duty, bolt hole fitting, zinc pressed steel swivel housing with double ball race crown; assembled with a rivet.



													
mm	Type	N° Art.	DaN	mm	mm	mm	mm	mm	mm	mm	Type	N° Art.	mm
80	MPO40	-	300	68	43	12	73	40	2,5	8	.../2F	-	113
80	MPO45	6262513	300	68	43	12	73	45	2,5	8	.../2F	6262574	113
100	MPO40	6262512	300	80	42	12	73	40	3	8	.../2F	6262573	114
100	MPO45	6262514	300	80	42	12	73	45	3	8	.../2F	6262575	114
125	MPO50	6262515	300	96	51	12	73	50	3	8	.../2F	6262579	128
125	MPO60	6262519	350	100	62	12	93	60	3,5	12	.../2F	6262581	158
150	MPO60	-	350	118	62	12	93	60	3,5	12	.../2F	-	158
160	MPO60	-	350	118	62	12	93	60	3,5	12	.../2F	-	158
175	MPO60	6262521	350	140	61	12	93	60	4	12	.../2F	-	158
200	MPO60	6262521	350	140	61	12	93	60	4	12	.../2F	6262585	158

* Portata riferita al supporto montato con ruota con nucleo in ghisa e rivestimento in poliuretano colato.

* The carrying capacities quoted are for housing fitted with a wheel with polyurethane moulded tyre on a cast iron centre.

VARIANTI • OPTIONS










SUPPORTI PESANTI - HEAVY DUTY HOUSING

MP40-MP60-P50-P60



Supporto pesante fisso in lamiera di grosso spessore stampata e zincata.

Heavy duty zinc plated, pressed steel, fixed housing.

										
mm	Type	N° Art.	DaN	mm	mm x mm	mm x mm	mm	mm	mm	mm
80	MP40	4796884	300	68	100x85	80x60	9	40	2	8
80	MP45	4796886	300	68	100x85	80x60	9	45	2	8
80	P50	4796900	450	85	100x88	80x60	9	50	2,5	10
100	MP40	4796885	300	80	100x85	80x60	9	40	2,5	8
100	MP45	4796887	300	80	100x85	80x60	9	45	2,5	8
100	P50	4796900	450	85	100x88	80x60	9	50	2,5	10
125	MP50	4796888	300	94	100x88	80x60	9	50	2,5	8
125	P50	4796901	450	99	100x88	80x60	9	50	2,5	10
125	P-MP60	4796903	1000	102	134x114	105x80	12	60	3	12
150	P-MP50	4797022	400	113	134x111	105x80	11	50	2,5	10
150	MP50	4796890	300	111	100x88	80x60	9	50	2,5	10
150	P-MP60	4796904	1000	120	134x114	105x80	12	60	3	12
160	P-MP60	4796904	1000	120	134x114	105x80	12	60	3	12
200	P-MP60	4796905	1000	142	134x114	105x80	12	60	3	12
250	P85	4796906	1500	184	196x160	160x120	15	85	5	18

* Portata riferita al supporto montato con ruota con nucleo in ghisa e rivestimento in poliuretano colato.

* The carrying capacities quoted are for housing fitted with a wheel with polyurethane moulded tyre on a cast iron centre.

VARIANTI • OPTIONS